



## SONA MODERN PUBLIC SCHOOL SUMMER HOLIDAYS 2025-2026 CLASS – NURSERY

As the school closes for a long summer break from **19.05.2025 to 30.06.2025** which is the most enviable of school life. It provides time for rest and leisure. Every child enjoys the holidays around, eating, play visits, and reviving things.

But duties must not be forgotten. So balance should be maintained between recreation and work. We have planned some activities and work to enhance his/her learning skill in a fun-filled way. We have tried to make the work enjoyable' Help your child to do the work.

**NOTE: All the holiday homework should be done as per instructions.**

- All the work should be decorative.
- At the end write the activity which you like the most and why.
- Students must ensure that the work should be done efficiently as the work will marks will be added in the result.
- The school will reopen on **1<sup>st</sup> July 2025**.

### MESSAGE

Dear Parents,

**Society is changing.** Some changes are for the progress of society as well as for the country. But some changes are taking the young generation towards downfall, to save our civilization and culture there is a need to inculcate and enhance moral values in youngsters.

So, you are requested to help our youngsters that should begin from home. If you see any wrong value you should immediately point it out. Teach them:

- Use of words "Aap" to all, Use of the word "Excuse me", "Sorry", Thank you", and "Pardon me" Not to interfere in the elder's conversation.
- Do not use abusive language.
- Respect elders and be polite to others.
- Wish everyone daily.
- Learn to quit their anger.
- To distinguish between bad and good vision and a touch of others.
- Teach them to share their incidents of daily life with parents and the person whom they can trust. (Your family members, teachers).
- Always help the needy.



## EVERYDAY ACTIVITIES

- See the rising Sun in the morning and Sun setting in the evening. Introduce new words and encourage them to use in sentence
- Take your child for a nature walk
- Do some breathing exercises.
- Hear the sounds of birds (chirping)
- Water the plant daily.
- Have milk and fruit daily.
- Drink lots of water daily.
- Converse in English.
- Converse important things with your parents (like T.V shows, visits, etc)
- Read some new things to increase your vocabulary.
- Help your child to identify new things.
- Children should be encouraged to ask questions.
- Meditate and do simple breathing and yoga exercises.
- Learn to dress up, button the shirt and tie the shoelaces on their own.
- Give the spare toys and clothes to the needy.

## ENGAGE YOUR CHILD TO TAKE CARE OF PERSONAL HYGIENE BY INCULCATING THE FOLLOWING

### GOOD HABITS

- Brushing teeth twice a day
- Combing hair regularly.
- Bathing every day.
- Washing hands before and after meals.
- Trimming the nails and keeping them clean.

## ENGAGE YOUR CHILD IN THE FOLLOWING FINE MOTOR ACTIVITIES.

- Opening and closing the bottle cap/tiffin lids.
- Picking up and holding on to small objects using the pages of a book.
- zipping and unzipping.
- Water the plants using spray bottles.

### AT HOME:

- Help to keep the house clean.
- Honesty is the best policy. Tell the truth at all times.
- Be polite.
- Share the TV time. Do not sit too close while watching TV.
- Be fair with your family and friends. Be responsible.





### **AT THE DINING TABLE:**

- Take small bites, and eat neatly, slowly with your mouth closed.
- Help to clean up the table.

### **GOOD MANNERS**

- Make friends having good habits.
- Respect elders and use magic words that are basics of Good Manners:
- Please
- Thank you
- Excuse Me
- Sorry

### **ENHANCE LISTENING SKILLS**

Read a bed time story with your child daily. \_

It will orient your child towards reading books and listening to facts.

Apart from that it will bring your child's unique style of self-expression and develop creative communication. After reading and watching, ask questions like.

- Did you like the story?
- Which was your favourite character?

### **COMMUNICATION AND SOCIAL SKILLS**

- To enable the child interactive and communicative with others.
- Kindly follow the given community/ social skills
  1. Encourage the child to greet everyone in the house, neighbourhood , family, visitors and to all persons they meet with Namaste. (pic)
  2. Wishing Good morning, Good afternoon and Good evening to all.
  3. Always to be polite at home and outside.
  4. To obey the elders and parents.



## ENGLISH

- **Make Flash Cards of all the Alphabet.**
- **Alphabets A to D Roll no. 1-5**
- **Alphabets E to H Roll no. 6-10**
- **Alphabets I to L Roll no. 11-15**
- **Alphabets M to P Roll no. 16-20**
- **Alphabets Q to U Roll no. 21-30**
- **Alphabets R to Z Roll no. 31-40**
- **Learn and Make a poster of the following rhymes in A4 size sheet from 'My Ultimate Rhymes' according to ROLL NO.**
- **Early To Bed Roll number 1 to 10**
- **Rain Rain Go Away. Roll no 11 to 20**
- **Engine Number Nine. Roll no 21 to 30**
- **Grapes are sour(story) Roll no 31 to 40**
- **Story line – Discuss various Moral stories with your child and encourage recall characters and events.**

**Make cutouts of one story in English and Hindi and learn to narrate it with the help of cutouts.**

- **Introduce new words and encourage their use in sentence.**
- **Go to nature walk and collect natural things like leave, twigs, stone etc. and make a collage.**





## HINDI:

- निम्नलिखित एक कविता A4 साइज शीट पर बनाकर कविता पर सुन्दर सा पोस्टर बनाओ और कविता याद करो

तारे - Roll no 1 to 10

मेरा देश Roll no 11 to 20

मोर - Roll no 21 to 30

पानी बरसा छम छम - Roll no 31 to 40

- हिंदी व्यंजन के फ्लैश कार्ड बनाएं

✓ अक्षर क,ख,ग,घ - Roll no 1 to 5

✓ अक्षर च,छ,ज,झ - Roll no 6 to 10

✓ अक्षर ट,ठ,ड,ढ - Roll no 11 to 15

✓ अक्षर त,थ,द,ध - Roll no 16 to 20

✓ अक्षर न,प,फ,ब, - Roll no 21 to 25

✓ अक्षर भ,म,य,र,ल, roll no 26 to 30

✓ अक्षर व,श,ष,स,ह- Roll no 31 to 40

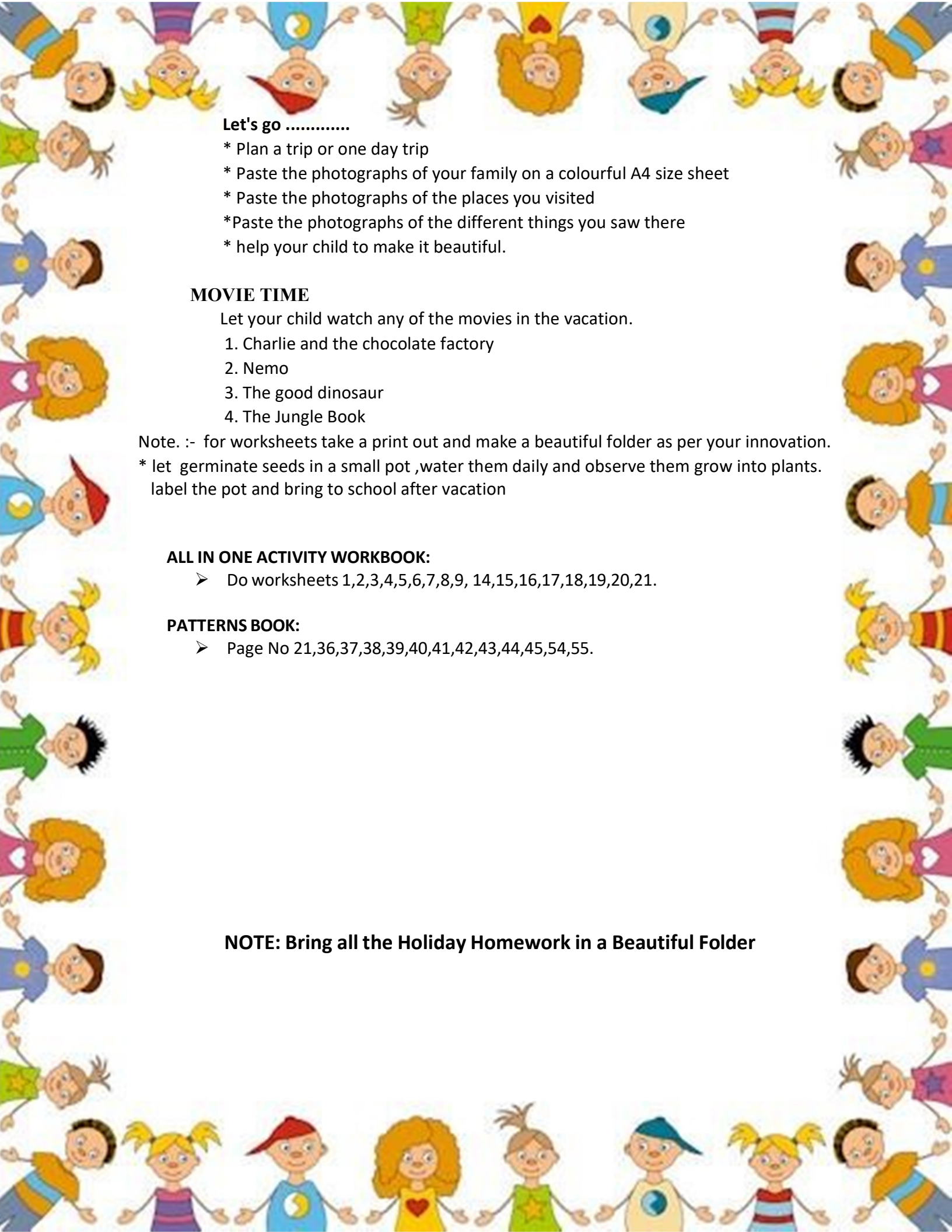
## MATHS:

- use your creativity and make an object which is square in shape and decorate it for example :- Dice
- learn and make a flash card from 1 to 20
- Number. 1 to 5 ( Roll number 1 to 10)  
Number. 6 to 10 ( Roll number 11 to 20)  
Number 11 to 15 (Roll number 21 to 30)  
Number 16 to 20 (Roll number 31 to 40)

## E.V.S :

Prepare the child to describe his/her favorite toy.

- Visit to zoo ,monuments, click pictures and make album
- use your creativity and help your child to make cut out of any 1 fruit of his/ her choice and make him/ her learn any two lines on its along with introduction  
Eg jam a.....  
jam ..... in colour. jam healthy for your body.



### Let's go .....

- \* Plan a trip or one day trip
- \* Paste the photographs of your family on a colourful A4 size sheet
- \* Paste the photographs of the places you visited
- \* Paste the photographs of the different things you saw there
- \* help your child to make it beautiful.

### MOVIE TIME

Let your child watch any of the movies in the vacation.

1. Charlie and the chocolate factory
2. Nemo
3. The good dinosaur
4. The Jungle Book

Note. :- for worksheets take a print out and make a beautiful folder as per your innovation.

\* let germinate seeds in a small pot ,water them daily and observe them grow into plants.  
label the pot and bring to school after vacation

### ALL IN ONE ACTIVITY WORKBOOK:

- Do worksheets 1,2,3,4,5,6,7,8,9, 14,15,16,17,18,19,20,21.

### PATTERNS BOOK:

- Page No 21,36,37,38,39,40,41,42,43,44,45,54,55.

**NOTE: Bring all the Holiday Homework in a Beautiful Folder**





Color the pictures:

# I Love School!









# Who lives in your Home




[twistynoodle.com](http://twistynoodle.com)





Take the bee to the beehive by tracing the pattern.




Take the butterfly to the flowers by tracing the pattern.



Take the bird to the nest by tracing the pattern.

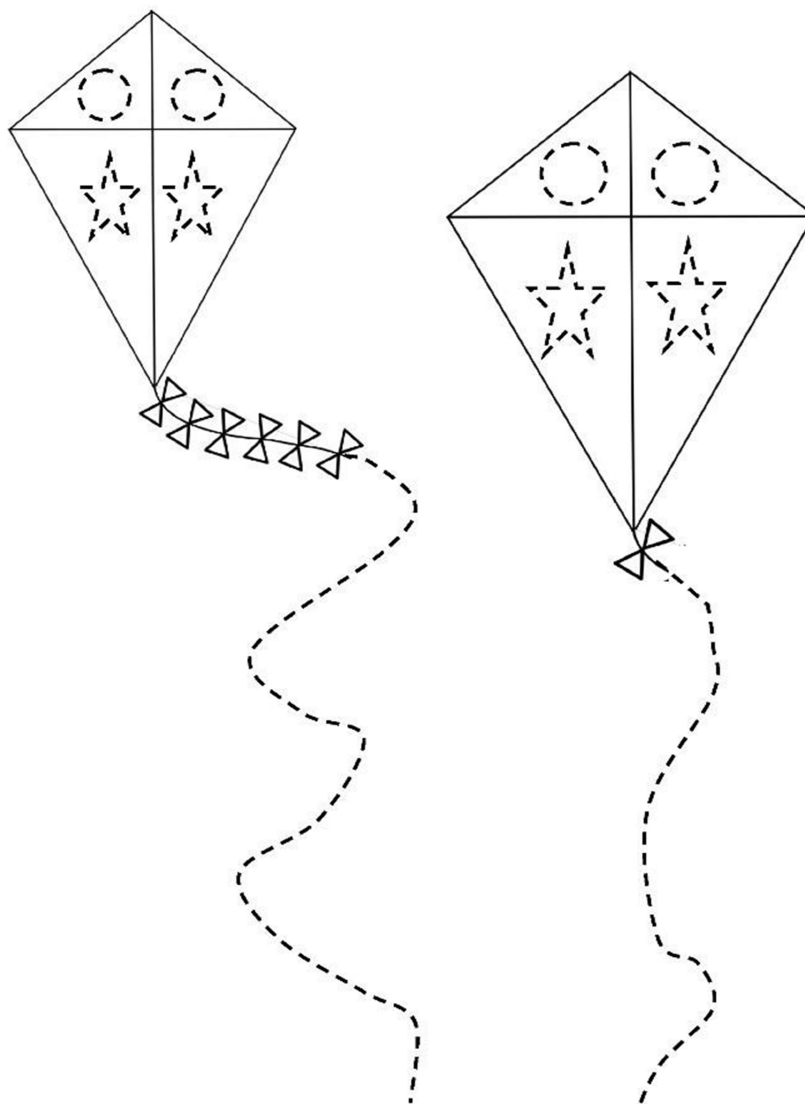


**BIG AND SMALL**  
Match the big picture with the same small pictures






Trace the curves and color to complete the picture





Trace and color the star.



star